


Unveiling the Intricacies of Knife Stories: A Comprehensive Guide to Accurate Pronunciation

The world of culinary arts is a vast and vibrant realm, where the skillful manipulation of knives holds paramount importance. However, the proper pronunciation of knife-related terms can often pose a challenge, especially for those unfamiliar with the intricacies of the culinary lexicon. In this comprehensive guide, we embark on an enlightening journey, delving into the art of pronouncing knife stories with precision and confidence.

Pronunciation of Common Knife Types

1.



How to Pronounce Knife: Stories by Souvankham Thammavongsa

★★★★☆ 4.3 out of 5

Language	: English
Paperback	: 100 pages
Item Weight	: 11.2 ounces
Dimensions	: 8.5 x 0.24 x 11 inches
File size	: 3285 KB
Text-to-Speech	: Enabled
Screen Reader	: Supported
Enhanced typesetting	: Enabled
X-Ray	: Enabled
Word Wise	: Enabled
Print length	: 195 pages



Chef's Knife:

- Pronounced as "shef's nife" - The primary workhorse of every kitchen, this versatile knife is used for a wide range of tasks, from chopping to slicing.

2.

Paring Knife:

- Pronounced as "peering nife" - A small, nimble knife designed for intricate work, such as peeling fruits and vegetables.

3.

Utility Knife:

- Pronounced as "you-till-ity nife" - A versatile knife that bridges the gap between a chef's knife and a paring knife, useful for general-purpose tasks.

4.

Serrated Knife:

- Pronounced as "ser-ray-tid nife" - A knife with a serrated blade, ideal for cutting bread and other soft foods.

5.

Boning Knife:

- Pronounced as "boh-ning nife" - A thin, flexible knife designed for removing bones from meat.

6.

Filleting Knife:

- Pronounced as "fill-eh-ting nife" - A thin, flexible knife used for filleting fish.

7.

Cleaver:

- Pronounced as "klee-ver" - A heavy, wide-bladed knife primarily used for butchering meat.

8.

Santoku Knife:

- Pronounced as "san-toh-koo nife" - A Japanese knife characterized by its wide blade and rounded tip, used for a variety of tasks.

Pronunciation of Knife-Related Terms

1.

Blade:

- Pronounced as "bleyd" - The sharp edge of the knife.

2.

Edge:

- Pronounced as "ej" - The side of the blade that is sharpened.

3.

Heel:

- Pronounced as "heel" - The thickest part of the blade, closest to the handle.

4.

Tip:

- Pronounced as "tip" - The pointed end of the blade.

5.

Bolster:

- Pronounced as "boh-ster" - The thickened area between the blade and the handle, which provides support and balance.

6.

Handle:

- Pronounced as "han-del" - The part of the knife that is held during use.

7.

Pommel:

- Pronounced as "pom-mel" - The end of the handle, opposite the blade.

8.

Tang:

- Pronounced as "tang" - The extension of the blade that extends into the handle, providing support.

Tips for Accurate Pronunciation

1.

Listen to Native Speakers:

Immerse yourself in videos or podcasts featuring professionals in the culinary field. Paying attention to the way they pronounce knife-related terms will significantly improve your accuracy.

2.

Practice Regularly:

Repetition is key to mastering any new pronunciation. Dedicate time each day to practicing pronouncing knife stories, even if it's just for a few minutes.

3.

Use a Pronunciation Dictionary:


Online resources such as Forvo and Merriam-Webster provide audio pronunciations for thousands of words, including knife-related terms.

4.

Study the Etymology:

Understanding the origin of knife-related words can provide insights into their pronunciation. For example, the word "knife" traces its roots to the Old English word "cnif," which was pronounced "kuh-neef."

Mastering the pronunciation of knife stories is an essential part of enhancing your culinary confidence. By embracing these tips and dedicating yourself to practice, you can navigate the world of culinary language with precision and aplomb. Remember, the key to accurate pronunciation lies in listening attentively, practicing regularly, and exploring the fascinating world of etymology. So, let us embark on this linguistic adventure and unlock the secrets of pronouncing knife stories like a true culinary aficionado.



How to Pronounce Knife: Stories by Souvankham Thammavongsa

★★★★☆ 4.3 out of 5

Language	: English
Paperback	: 100 pages
Item Weight	: 11.2 ounces
Dimensions	: 8.5 x 0.24 x 11 inches
File size	: 3285 KB
Text-to-Speech	: Enabled
Screen Reader	: Supported
Enhanced typesetting	: Enabled
X-Ray	: Enabled
Word Wise	: Enabled
Print length	: 195 pages

FREE


DOWNLOAD E-BOOK





The Gathering Pacific Storm: An Epic Struggle Between Japan and the United States

The Gathering Pacific Storm is a 1991 book by author Winston Churchill. The book tells the story of the lead-up to World War II in the Pacific, and...



How CIA-Contra Gangs and NGOs Manufacture, Mislabeled, and Market Mass Murder

In the annals of covert operations, the CIA's involvement with the Contra rebels in Nicaragua stands as one of the most egregious examples of state-sponsored terrorism. The...